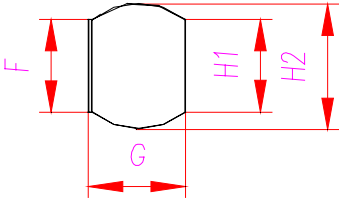
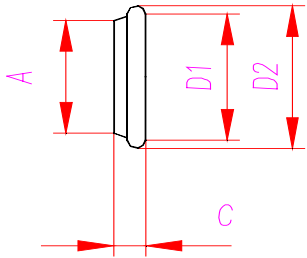
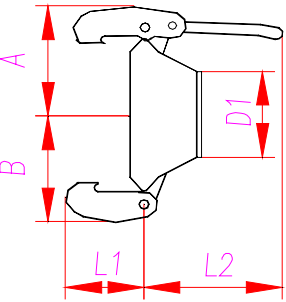


QUICK ACTION COUPLING ANFOR TYPE

 <p>MALE</p>	<table border="1" style="width: 100%; border-collapse: collapse;"> <thead> <tr> <th>ø (mm)</th> <th>F</th> <th>G</th> <th>H1</th> <th>H2</th> <th>WEIGHT(KG)</th> </tr> </thead> <tbody> <tr><td>60</td><td>55</td><td>63</td><td>65</td><td>80</td><td>0,278</td></tr> <tr><td>80</td><td>76</td><td>90</td><td>85</td><td>115</td><td>0,5</td></tr> <tr><td>100</td><td>96</td><td>100</td><td>108</td><td>135</td><td>0,9</td></tr> <tr><td>120</td><td>115</td><td>110</td><td>122</td><td>162</td><td>1,2</td></tr> <tr><td>150</td><td>144</td><td>115</td><td>155</td><td>185</td><td>1,66</td></tr> <tr><td>200</td><td>190</td><td>135</td><td>206</td><td>240</td><td>3</td></tr> <tr><td>250</td><td>235</td><td>170</td><td>250</td><td>295</td><td>5,2</td></tr> <tr><td>300</td><td>320</td><td>200</td><td>310</td><td>360</td><td>8,9</td></tr> </tbody> </table>	ø (mm)	F	G	H1	H2	WEIGHT(KG)	60	55	63	65	80	0,278	80	76	90	85	115	0,5	100	96	100	108	135	0,9	120	115	110	122	162	1,2	150	144	115	155	185	1,66	200	190	135	206	240	3	250	235	170	250	295	5,2	300	320	200	310	360	8,9									
ø (mm)	F	G	H1	H2	WEIGHT(KG)																																																											
60	55	63	65	80	0,278																																																											
80	76	90	85	115	0,5																																																											
100	96	100	108	135	0,9																																																											
120	115	110	122	162	1,2																																																											
150	144	115	155	185	1,66																																																											
200	190	135	206	240	3																																																											
250	235	170	250	295	5,2																																																											
300	320	200	310	360	8,9																																																											
 <p>RING</p>	<table border="1" style="width: 100%; border-collapse: collapse;"> <thead> <tr> <th>ø (mm)</th> <th>A</th> <th>C</th> <th>D1</th> <th>D2</th> <th>WEIGHT(KG)</th> </tr> </thead> <tbody> <tr><td>60</td><td>72</td><td>28</td><td>91</td><td>111</td><td>0,175</td></tr> <tr><td>80</td><td>105</td><td>30</td><td>121</td><td>152</td><td>0,445</td></tr> <tr><td>100</td><td>125</td><td>31</td><td>152</td><td>175</td><td>0,56</td></tr> <tr><td>120</td><td>152</td><td>36</td><td>176</td><td>205</td><td>0,85</td></tr> <tr><td>150</td><td>176</td><td>43</td><td>197</td><td>232</td><td>1,2</td></tr> <tr><td>200</td><td>227</td><td>45</td><td>260</td><td>295</td><td>2,1</td></tr> <tr><td>250</td><td>280</td><td>60</td><td>305</td><td>360</td><td>3,1</td></tr> <tr><td>300</td><td>335</td><td>60</td><td>385</td><td>450</td><td>6,7</td></tr> </tbody> </table>	ø (mm)	A	C	D1	D2	WEIGHT(KG)	60	72	28	91	111	0,175	80	105	30	121	152	0,445	100	125	31	152	175	0,56	120	152	36	176	205	0,85	150	176	43	197	232	1,2	200	227	45	260	295	2,1	250	280	60	305	360	3,1	300	335	60	385	450	6,7									
ø (mm)	A	C	D1	D2	WEIGHT(KG)																																																											
60	72	28	91	111	0,175																																																											
80	105	30	121	152	0,445																																																											
100	125	31	152	175	0,56																																																											
120	152	36	176	205	0,85																																																											
150	176	43	197	232	1,2																																																											
200	227	45	260	295	2,1																																																											
250	280	60	305	360	3,1																																																											
300	335	60	385	450	6,7																																																											
 <p>SOCKET</p>	<table border="1" style="width: 100%; border-collapse: collapse;"> <thead> <tr> <th>ø (mm)</th> <th>A</th> <th>B</th> <th>L1</th> <th>L2</th> <th>D1</th> <th>WEIGHT(KG)</th> </tr> </thead> <tbody> <tr><td>60</td><td>77,5</td><td>77,5</td><td>60</td><td>125</td><td>56</td><td>0,527</td></tr> <tr><td>80</td><td>102,5</td><td>102,5</td><td>60</td><td>125</td><td>75</td><td>0,86</td></tr> <tr><td>100</td><td>120</td><td>120,0</td><td>87</td><td>130</td><td>95</td><td>1,4</td></tr> <tr><td>120</td><td>135</td><td>135,0</td><td>87</td><td>145</td><td>115</td><td>1,95</td></tr> <tr><td>150</td><td>145</td><td>145,0</td><td>87</td><td>145</td><td>146</td><td>2,23</td></tr> <tr><td>200</td><td>190</td><td>190</td><td>100</td><td>280</td><td>190</td><td>4,4</td></tr> <tr><td>250</td><td>220</td><td>220</td><td>150</td><td>145</td><td>235</td><td>5,6</td></tr> <tr><td>300</td><td>290</td><td>290</td><td>210</td><td>*</td><td>310</td><td>13,1</td></tr> </tbody> </table>	ø (mm)	A	B	L1	L2	D1	WEIGHT(KG)	60	77,5	77,5	60	125	56	0,527	80	102,5	102,5	60	125	75	0,86	100	120	120,0	87	130	95	1,4	120	135	135,0	87	145	115	1,95	150	145	145,0	87	145	146	2,23	200	190	190	100	280	190	4,4	250	220	220	150	145	235	5,6	300	290	290	210	*	310	13,1
ø (mm)	A	B	L1	L2	D1	WEIGHT(KG)																																																										
60	77,5	77,5	60	125	56	0,527																																																										
80	102,5	102,5	60	125	75	0,86																																																										
100	120	120,0	87	130	95	1,4																																																										
120	135	135,0	87	145	115	1,95																																																										
150	145	145,0	87	145	146	2,23																																																										
200	190	190	100	280	190	4,4																																																										
250	220	220	150	145	235	5,6																																																										
300	290	290	210	*	310	13,1																																																										
QUICK ACTION COUPLING ANFOR TYPE ø 60 WEIGHT(KG)					0,98																																																											
QUICK ACTION COUPLING ANFOR TYPE ø 80 WEIGHT(KG)					1,805																																																											
QUICK ACTION COUPLING ANFOR TYPE ø 100 WEIGHT(KG)					2,86																																																											
QUICK ACTION COUPLING ANFOR TYPE ø 120 WEIGHT(KG)					4,46																																																											
QUICK ACTION COUPLING ANFOR TYPE ø 150 WEIGHT(KG)					5,09																																																											
QUICK ACTION COUPLING ANFOR TYPE ø 200 WEIGHT(KG)					9,5																																																											
QUICK ACTION COUPLING ANFOR TYPE ø 250 WEIGHT(KG)					13,9																																																											
QUICK ACTION COUPLING ANFOR TYPE ø 300 WEIGHT(KG)					28,7																																																											