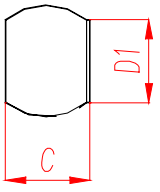
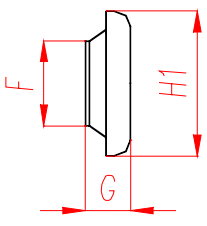
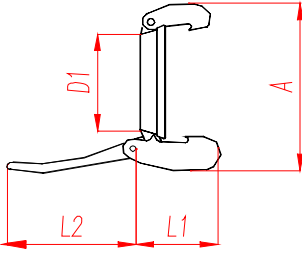


QUICK ACTION COUPLING BAUER TYPE

 <p>MALE</p>	<table border="1" style="width: 100%; border-collapse: collapse;"> <thead> <tr> <th>ø (mm)</th> <th>C</th> <th>D1</th> <th>WEIGHT(KG)</th> </tr> </thead> <tbody> <tr><td>50</td><td>55</td><td>51</td><td>0,245</td></tr> <tr><td>76</td><td>72</td><td>79</td><td>0,35</td></tr> <tr><td>89</td><td>92</td><td>92</td><td>0,415</td></tr> <tr><td>108</td><td>107</td><td>111</td><td>0,7</td></tr> <tr><td>133</td><td>96</td><td>137</td><td>0,9</td></tr> <tr><td>159</td><td>103</td><td>163</td><td>1,1</td></tr> <tr><td>194</td><td>127</td><td>200</td><td></td></tr> </tbody> </table>	ø (mm)	C	D1	WEIGHT(KG)	50	55	51	0,245	76	72	79	0,35	89	92	92	0,415	108	107	111	0,7	133	96	137	0,9	159	103	163	1,1	194	127	200																	
ø (mm)	C	D1	WEIGHT(KG)																																														
50	55	51	0,245																																														
76	72	79	0,35																																														
89	92	92	0,415																																														
108	107	111	0,7																																														
133	96	137	0,9																																														
159	103	163	1,1																																														
194	127	200																																															
 <p>RING</p>	<table border="1" style="width: 100%; border-collapse: collapse;"> <thead> <tr> <th>ø (mm)</th> <th>F</th> <th>G</th> <th>H1</th> <th>WEIGHT(KG)</th> </tr> </thead> <tbody> <tr><td>50</td><td>51</td><td>48</td><td>83</td><td>0,12</td></tr> <tr><td>76</td><td>79</td><td>57</td><td>117</td><td>0,15</td></tr> <tr><td>89</td><td>92</td><td>70</td><td>137</td><td>0,33</td></tr> <tr><td>108</td><td>112</td><td>82</td><td>165</td><td>0,475</td></tr> <tr><td>133</td><td>139</td><td>90</td><td>190</td><td>0,71</td></tr> <tr><td>159</td><td>165</td><td>82</td><td>212</td><td>0,98</td></tr> <tr><td>194</td><td>201</td><td>117</td><td>266</td><td></td></tr> </tbody> </table>	ø (mm)	F	G	H1	WEIGHT(KG)	50	51	48	83	0,12	76	79	57	117	0,15	89	92	70	137	0,33	108	112	82	165	0,475	133	139	90	190	0,71	159	165	82	212	0,98	194	201	117	266									
ø (mm)	F	G	H1	WEIGHT(KG)																																													
50	51	48	83	0,12																																													
76	79	57	117	0,15																																													
89	92	70	137	0,33																																													
108	112	82	165	0,475																																													
133	139	90	190	0,71																																													
159	165	82	212	0,98																																													
194	201	117	266																																														
 <p>SOCKET</p>	<table border="1" style="width: 100%; border-collapse: collapse;"> <thead> <tr> <th>ø (mm)</th> <th>D1</th> <th>A</th> <th>L1</th> <th>L2</th> <th>WEIGHT(KG)</th> </tr> </thead> <tbody> <tr><td>50</td><td>62</td><td>60</td><td>40</td><td>120</td><td>0,36</td></tr> <tr><td>76</td><td>87</td><td>70</td><td>40</td><td>130</td><td>0,75</td></tr> <tr><td>89</td><td>112</td><td>90</td><td>55</td><td>155</td><td>0,85</td></tr> <tr><td>108</td><td>133</td><td>100</td><td>55</td><td>155</td><td>0,95</td></tr> <tr><td>133</td><td>150</td><td>110</td><td>55</td><td>155</td><td>1,25</td></tr> <tr><td>159</td><td>170</td><td>127,5</td><td>55</td><td>155</td><td>1,9</td></tr> <tr><td>194</td><td>220</td><td></td><td></td><td></td><td></td></tr> </tbody> </table>	ø (mm)	D1	A	L1	L2	WEIGHT(KG)	50	62	60	40	120	0,36	76	87	70	40	130	0,75	89	112	90	55	155	0,85	108	133	100	55	155	0,95	133	150	110	55	155	1,25	159	170	127,5	55	155	1,9	194	220				
ø (mm)	D1	A	L1	L2	WEIGHT(KG)																																												
50	62	60	40	120	0,36																																												
76	87	70	40	130	0,75																																												
89	112	90	55	155	0,85																																												
108	133	100	55	155	0,95																																												
133	150	110	55	155	1,25																																												
159	170	127,5	55	155	1,9																																												
194	220																																																
QUICK ACTION COUPLING BAUER TYPE ø 50 WEIGHT(KG)					0,725																																												
QUICK ACTION COUPLING BAUER TYPE ø 70 WEIGHT(KG)					1,25																																												
QUICK ACTION COUPLING BAUER TYPE ø 89 WEIGHT(KG)					1,595																																												
QUICK ACTION COUPLING BAUER TYPE ø 108 WEIGHT(KG)					2,125																																												
QUICK ACTION COUPLING BAUER TYPE ø 133 WEIGHT(KG)					2,86																																												
QUICK ACTION COUPLING BAUER TYPE ø 159 WEIGHT(KG)					3,98																																												