



**UAB Ekotechnologijos**  
Verslų g. 9, Mokolų k.  
LT-68461 Marijampolės sav.  
Lietuva / Lithuania  
Mob. tel. Nr.: +370 687 96150  
[info@ekotech.lt](mailto:info@ekotech.lt), [www.ekotech.lt](http://www.ekotech.lt)

**TIPO**  
TYPE  
**TYPE**  
TIP

**A**

**ACCESSORI E TUBI COMPLETI DI RACCORDI TIPO “ANFOR”**

FITTINGS AND PIPES WITH COUPLINGS “ANFOR” TYPE

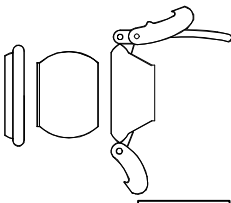


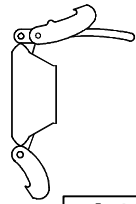
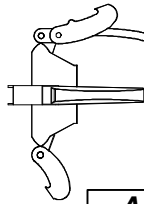

**ACCESSOIRES ET TUYAUX AVEC RACCORDS TYPE “ANFOR”**

ZUBEHOEREN UND ROHREN MIT KUPPLUNGEN TYP “ANFOR”



TIPO  
TYPE  
TYPE  
TYP

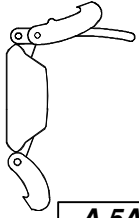
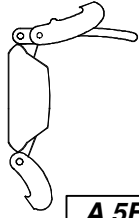
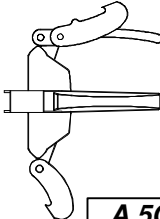
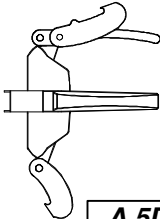


A

ART.	DESCRIZIONE DESCRIPTION DESCRIPTION BESCHREIBUNG	DIAMETRO DIAMETER DIAMETRE DURCHMESSER
 <p><b>A.1</b></p>	<p><b>RACCORDO SFERICO COMPLETO GREZZO</b> BLACK STEEL COUPLING WITH RUBBER GASKET <b>RACCORD SPHERIQUE EN ACIER NOIR AVEC JOINT EN CAOUTCHOUC</b> SCHWARZ KUGELKUPPLUNG MIT GUMIRRING</p>	<p>60 80 100 120 150 200 250 300</p>
 <p><b>A.1A</b></p>	<p><b>SFERA GREZZA</b> BLACK STEEL MALE <b>MALE EN ACIER NOIR</b> SCHWARZ V-TEIL</p>	<p>60 80 100 120 150 200 250 300</p>
 <p><b>A.1B</b></p>	<p><b>ANELLO GREZZO</b> BLACK STEEL RING <b>BAGUE EN ACIER NOIR</b> SCHWARZ RING</p>	<p>60 80 100 120 150 200 250 300</p>
 <p><b>A.1C</b></p>	<p><b>CONTROSFERA GREZZA CON GUARNIZIONE</b> BLACK STEEL FEMALE WITH RUBBER GASKET <b>FEMELLE EN ACIER NOIR AVEC JOINT EN CAOUTCHOUC</b> SCHWARZE M-TEIL MIT GUMMIRING</p>	<p>60 80 100 120 150 200 250 300</p>
 <p><b>A.2</b></p>	<p><b>CONTROSFERA GREZZA A TRE GANCI</b> BLACK STEEL FEMALE WITH THREE HOOKS WITH RUBBER GASKET <b>FEMELLE EN ACIER NOIR AVEC TROIS CROCHETS AVEC JOINT EN CAOUTCHOUC</b> SCHWARZE M-TEIL MIT DREI HAKEN MIT GUMMIRING</p>	<p>60 80 100 120 150 200 250 300</p>
 <p><b>A.3</b></p>	<p><b>GUARNIZIONE RICAMBIO</b> RUBBER GASKET <b>JOINT EN CAOUTCHOUC</b> GUMMIRING</p>	<p>60 80 100 120 150 200 250 300</p>



TIPO  
TYPE  
TYPE  
TYP

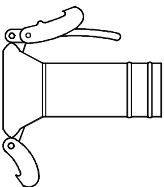
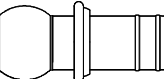
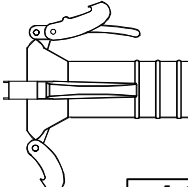
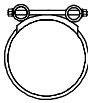
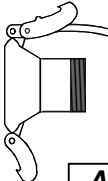

A

ART.	DESCRIZIONE DESCRIPTION DESCRIPTION BESCHREIBUNG	DIAMETRO DIAMETER DIAMETRE DURCHMESSER
 <p><b>A.5A</b></p>	<p><b>TAPPO CONTROSFERA GREZZO</b> BLACK STEEL FEMALE END PLUG <b>BOUCHON FEMELLE EN ACIER NOIR</b> SCHWARZE M-ENDKAPPE</p>	<p>60 80 100 120 150 200 250 300</p>
 <p><b>A.5B</b></p>	<p><b>TAPPO CONTROSFERA ZINCATO</b> GALVANIZED FEMALE END PLUG <b>BOUCHON FEMELLE EN ACIER GALVANISE'</b> VERZINKTE M-ENDKAPPE</p>	<p>60 80 100 120 150 200 250 300</p>
 <p><b>A.5C</b></p>	<p><b>TAPPO CONTROSFERA A TRE GANCI GREZZO</b> BLACK STEEL FEMALE END PLUG WITH THREE HOOKS <b>BOUCHON FEMELLE EN ACIER NOIR AVEC TROIS CROCHETS</b> SCHWARZE M-ENDKAPPE MIT DREI HAKEN</p>	<p>60 80 100 120 150 200 250 300</p>
 <p><b>A.5D</b></p>	<p><b>TAPPO CONTROSFERA A TRE GANCI ZINCATO</b> GALVANIZED FEMALE END PLUG WITH THREE HOOKS <b>BOUCHON FEMELLE EN ACIER GALVANISE' AVEC TROIS CROCHETS</b> VERZINKTE M-ENDKAPPE MIT DREI HAKEN</p>	<p>60 80 100 120 150 200 250 300</p>
 <p><b>A.6A</b></p>	<p><b>TAPPO MASCHIO GREZZO</b> BLACK STEEL MALE END PLUG <b>BOUCHON MALE EN ACIER NOIR</b> SCHWARZE V-ENDSTOPFEN</p>	<p>60 80 100 120 150 200 250 300</p>
 <p><b>A.6B</b></p>	<p><b>TAPPO MASCHIO ZINCATO</b> GALVANIZED STEEL MALE END PLUG <b>BOUCHON MALE EN ACIER GALVANISE'</b> VERZINKTE V-ENDSTOPFEN</p>	<p>60 80 100 120 150 200 250 300</p>



TIPO  
TYPE  
TYPE  
TYP

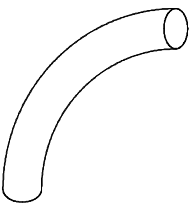
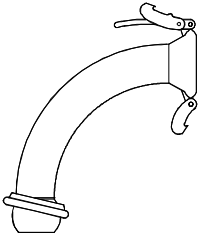
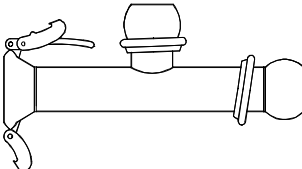
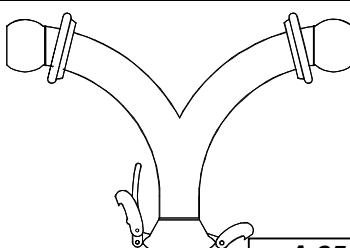
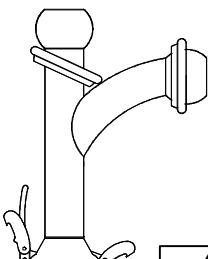
A

ART.	DESCRIZIONE DESCRIPTION DESCRIPTION BESCHREIBUNG	DIAMETRO DIAMETER DIAMETRE DURCHMESSER
 <p><b>A.7</b></p>	<p><b>CONTROSFERA ZINCATA CON TRONCHETTO PORTAGOMMA</b> GALVANIZED FEMALE COUPLING WITH HOSE TAIL <b>RACCORD FEMELLE GALVANISE' AVEC MANCHON CANNELE'</b> VERZINKTE M-TEIL MIT SCHLAUCHTUELLE</p>	<p>60 80 100 120 150 200 250 300</p>
 <p><b>A.8</b></p>	<p><b>SFERA E ANELLO ZINCATI CON TRONCHETTO PORTAGOMMA</b> GALVANIZED MALE COUPLING WITH HOSE TAIL <b>RACCORD MALE GALVANISE' AVEC MANCHON CANNELE'</b> VERZINKTE V-TEIL MIT SCHLAUCHTUELLE</p>	<p>60 80 100 120 150 200 250 300</p>
 <p><b>A.9</b></p>	<p><b>CONTROSFERA ZINCATA A 3 GANCI CON TRONCHETTO PORTAGOMMA</b> GALVANIZED FEMALE COUPLING WITH THREE HOOKS WITH HOSE TAIL <b>RACCORD FEMELLE GALVANISE' AVEC TROIS CROCHETS AVEC MANCHON CANNELE'</b> VERZINKTE M-TEIL MIT DREI HAKEN MIT SCHLAUCHTUELLE</p>	<p>60 80 100 120 150 200 250 300</p>
 <p><b>A.13</b></p>	<p><b>FASCETTA STRINGITUBO GOMMA TROPICALIZZATA</b> HOSE CLAMP <b>COLLIER DE SERRAGE</b> SCHLAUCHSCHELLE</p>	<p>60 80 100 120 150 200 250 300</p>
 <p><b>A.14</b></p>	<p><b>CONTROSFERA ZINCATA CON TRONCHETTO FILETTATO</b> GALVANIZED FEMALE COUPLING WITH THREADED SOCKET <b>RACCORD FEMELLE GALVANISE' AVEC MANCHON FILETE'</b> VERZINKTE M-TEIL MIT GEWINDESTUTZEN</p>	<p>60 x 2" 80 x 3" 100 x 4" 120 x 5" 150 x 6" 200 x 8"</p>
 <p><b>A.15</b></p>	<p><b>SFERA E ANELLO ZINCATI CON TRONCHETTO FILETTATO</b> GALVANIZED MALE COUPLING WITH THREADED SOCKET <b>RACCORD MALE GALVANISE' AVEC MANCHON FILETE'</b> VERZINKTE V-TEIL MIT GEWINDESTUTZEN</p>	<p>60 x 2" 80 x 3" 100 x 4" 120 x 5" 150 x 6" 200 x 8"</p>



TIPO  
TYPE  
TYPE  
TYP

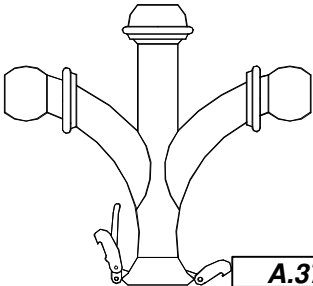
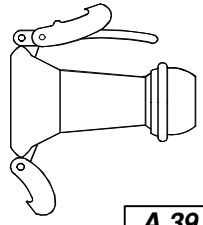
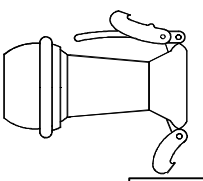
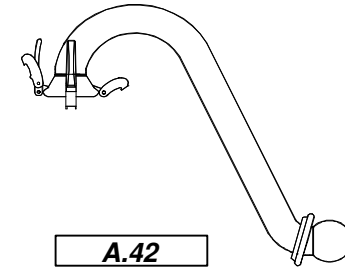
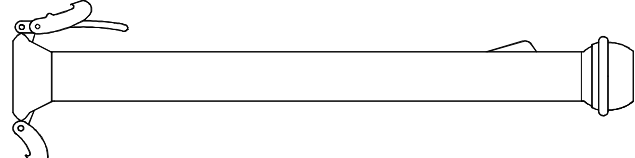
A

ART.	DESCRIZIONE DESCRIPTION DESCRIPTION BESCHREIBUNG	DIAMETRO DIAMETER DIAMETRE DURCHMESSER
 <p><b>A.24</b></p>	<p><b>CURVA A 45°E 90°LISCIA GREZZA. SPESSORE 12/10</b> 45° AND 90° BLACK STEEL BEND .THICKNESS 12/10 <b>COUDE EN ACIER NOIR A' 45° ET 90°. EPAISSEUR 12/10</b> SCHWARZE 45° UND 90° BOGEN. STAERKE 12/10</p> <p><b>CURVA A 45°E 90°LISCIA GREZZA. SPESSORE 20/10</b> 45° AND 90° BLACK STEEL BEND .THICKNESS 20/10 <b>COUDE EN ACIER NOIR A' 45° ET 90°. EPAISSEUR 20/10</b> SCHWARZE 45° UND 90° BOGEN. STAERKE 20/10</p>	<p>60 80 100 120 150 200</p> <p>200 250 300 350 400</p>
 <p><b>A.25</b></p>	<p><b>CURVA ZINCATA A 45°E 90° CON GIUNTO SFERICO</b> 45° AND 90° GALVANIZED BEND WITH COUPLINGS <b>COUDE GALVANISE' A' 45° ET 90° AVEC RACCORDS</b> VERZINKTE 45° UND 90° BOGEN MIT KUGEL</p>	<p>60 80 100 120 150 200 250 300</p>
 <p><b>A.30</b></p>	<p><b>DERIVAZIONE A SE STANTE ZINCATA CON RACCORDO MASCHIO IN USCITA</b> GALVANIZED TEE SINGLE OFFTAKE WITH MALE OUTLET <b>PRISE TE-INDIPENDANT DE DERIVATION GALVANISE' AVEC SORTIE MALE</b> VERZINKTE T-STUECK MIT V-TEIL</p>	<p>150 200 250 300</p>
 <p><b>A.35</b></p>	<p><b>BIFORCAZIONE ZINCATA A "T"</b> GALVANIZED TEE WITH COUPLINGS (HEAD) <b>TEE COUDE' GALVANISE' AVEC RACCORDS</b> VERZINKTE T-GABELUNG</p>	<p>150 200 250 300</p>
 <p><b>A.36</b></p>	<p><b>DERIVAZIONE ZINCATA LATERALE</b> GALVANIZED TEE WITH COUPLINGS (IN LINE) <b>TEE EN LIGNE GALVANISE' AVEC RACCORDS</b> VERZINKTE SEITLICHE ABWEICHUNG</p>	<p>150 200 250 300</p>



TIPO  
TYPE  
TYPE  
TYP

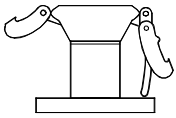
**A**


ART.	DESCRIZIONE DESCRIPTION DESCRIPTION BESCHREIBUNG	DIAMETRO DIAMETER DIAMETRE DURCHMESSER
 <p><b>A.37</b></p>	<p><b>DERIVAZIONE ZINCATA A CROCE</b> GALVANIZED CROSS FITTING WITH COUPLINGS <b>CROIX GALVANISEE AVEC RACCORDS</b> VERZINKTE DREI WEGE ABWEICHUNG KUGELKUPPLUNGEN</p>	<p>150 200 250 300</p>
 <p><b>A.39</b></p>	<p><b>RIDUZIONE CONICA ZINCATA CON GIUNTO SFERICO</b> GALVANIZED REDUCING ADAPTER WITH COUPLINGS FROM FEMALE TO MALE <b>CONE DE REDUCTION GALVANISE' AVEC RACCORDS DE FEMELLE A' MALE</b> VERZINKTE REDUZIERSTUECKE MIT KUGELKUPPLUNGEN VON M-TEIL ZUM V-TEIL</p>	<p>200 x 150 250 x 200 300 x 250</p>
 <p><b>A.40</b></p>	<p><b>MAGGIORAZIONE CONICA ZINCATA CON GIUNTO SFERICO</b> GALVANIZED REDUCING ADAPTER WITH COUPLINGS FROM MALE TO FEMALE <b>CONE DE REDUCTION GALVANISE' AVEC RACCORDS DE MALE A' FEMELLE</b> VERZINKTE REDUZIERSTUECKE MIT KUGELKUPPLUNGEN VON V-TEIL ZUM M-TEIL</p>	<p>200 x 150 250 x 200 300 x 250</p>
 <p><b>A.42</b></p>	<p><b>COLLO DI CIGNO ZINCATO CON GIUNTO SFERICO</b> GALVANIZED SWAN NECK WITH COUPLINGS <b>COL DE CYGNE GALVANISE' AVEC RACCORDS SPHERIQUES</b> VERZINKTE SCHWALENHALSBOGEN MIT KUGELKUPPLUNG</p>	<p>60 80 100 120 150 200 250 300</p>
<p><b>A.43</b></p>  <p><b>A.44</b></p>	<p>TUBO ZINCATO CON GIUNTO SFERICO <b>GALVANIZED PIPE WITH COUPLINGS</b> TUYAU GALVANISE' AVEC RACCORDS SPHERIQUES VERZINKTE ROHR MIT KUGELKUPPLUNGEN</p> <p>A RICHIESTA SI POSSONO FORNIRE TUBI LUNGI 1 - 4 - 5 - 5,75 - 6 mt <b>ON REQUEST WE CAN SUPPLY THE PIPES 1 - 4 - 5 - 5,75 - 6 mts LONG</b> SUR DEMANDE NOUS POUVONS FOURNIR LES TUYAUX DE 1 - 4 - 5 - 5,75 - 6 mt DE LONGUEUR <b>AUF ANFRAGE KÖNNEN WIR DIE ROHRE 1 - 4 - 5 - 5,75 - 6 mt LANGE LIEFERN</b></p>	<p><b>A.43 2mt</b></p> <p>60 80 100 120 150 200 250 300</p> <p><b>A.44 3mt</b></p> <p>60 80 100 120 150 200 250 300</p>

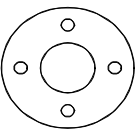


TIPO  
TYPE  
TYPE  
TYP

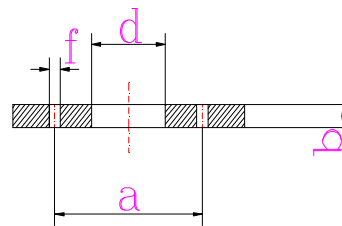
**A**

ART.	DESCRIZIONE DESCRIPTION DESCRIPTION BESCHREIBUNG	DIAMETRO DIAMETER DIAMETRE DURCHMESSER
 <b>A.45</b>	<b>FLANGIA ZINCATA CON CONTROSFERA</b> GALVANIZED FLANGE WITH FEMALE COUPLING <b>BRIDE GALVANISEE AVEC RACCORD FEMELLE</b> VERZINKTE M-TEIL MIT FLANSCH	65 x 60 80 x 80 100 x 100 125 x 120 150 x 150 200 x 200 250 x 250 300 x 300

 <b>A.46</b>	<b>FLANGIA ZINCATA CON SFERA E ANELLO</b> GALVANIZED FLANGE WITH MALE COUPLING <b>BRIDE GALVANISEE AVEC RACCORD MALE</b> VERZINKTE V-TEIL MIT FLANSCH	65 x 60 80 x 80 100 x 100 125 x 120 150 x 150 200 x 200 250 x 250 300 x 300
--	--	--

 <b>A.47</b>	<b>FLANGIA GREZZA</b> BLACK STEEL FLANGE <b>BRIDE EN ACIER NOIR</b> SCHWARZE FLANSCH	40 50 60 DIMA 65 80 100 125 150 200 250 300
--	---	---

SU RICHIESTA SI POSSONO FORNIRE ANCHE  
 FLANGE PN 6 - PN 16 - TABELLA D - NORME ASA  
 ON REQUEST WE CAN SUPPLY ALSO PN 6 - PN 16 -  
**TABLE D - ASA NORMS FLANGES**  
 SUR DEMANDE NOUS POUVONS FOURNIR AUSSI  
 LES BRIDES PN 6 - PN 16 - TABLEAU D - NORMES  
 ASA  
 AUF ANFRAGE KÖNNEN WIR DEN FLANSCHEN PN  
 6 - PN 16 - D - ASA LIEFEREN




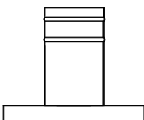

DN	D	d	b	numero fori	a	f	kg
DN 40	150	48	8	4	110	18	1,10
DN 50	165	60	8	4	125	18	1,30
DN 65	185	75	8	4	145	18	1,65
DN 80	200	80	9	4	160	18	1,85
DN 100	220	100	10	4	180	18	2,25
DN 125	250	120	10	4	210	18	3,00
DN 150	285	150	12	8	240	22	4,00
DN 200	340	220	14	8	295	22	6,20
DN 250	395	250	16	12	350	22	9,00
DN 300	445	350	18	12	400	22	10,50

TABELLA UNI PN 10-DIMA INTERNAZIONALE 1882 PN-MISURE ESPRESSE in mm



TIPO  
TYPE  
TYPE  
TYP

A

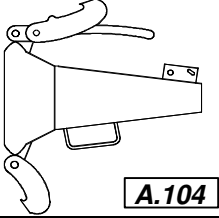
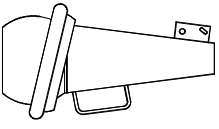
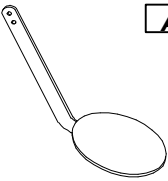
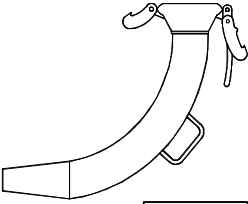
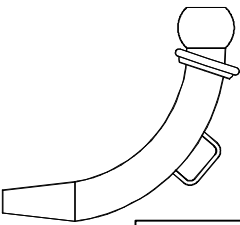
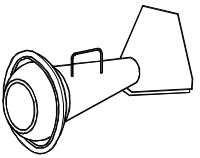
ART.	DESCRIZIONE DESCRIPTION DESCRIPTION BESCHREIBUNG	DIAMETRO DIAMETER DIAMETRE DURCHMESSER
 <p data-bbox="236 667 347 707"><b>A.48</b></p>	<p data-bbox="363 510 756 613"><b>GUARNIZIONE INTERFLANGIA</b> RUBBER GASKET FOR FLANGE <b>JOINT EN CAOUTCHOUC POUR BRIDE</b> GUMMIRING FUR FLANSCH</p>	<p data-bbox="1267 439 1315 689">50 60 70 80 100 125 150 200 250 300</p>
 <p data-bbox="236 936 347 976"><b>A.49</b></p>	<p data-bbox="363 801 954 904"><b>FLANGIA ZINCATA CON TRONCHETTO PORTAGOMMA</b> GALVANIZED FLANGE WITH HOSE TAIL <b>BRIDE GALVANISEE AVEC MANCHON CANNELE'</b> VERZINKTE FLANSCH MIT SCHLAUCHTUELLE</p>	<p data-bbox="1230 752 1353 954">65 x 60 80 x 80 100 x 100 125 x 120 150 x 150 200 x 200 250 x 250 300 x 300</p>
 <p data-bbox="236 1151 347 1191"><b>A.50</b></p>	<p data-bbox="363 1043 884 1146"><b>FLANGIA ZINCATA CON TRONCHETTO FILETTATO</b> GALVANIZED FLANGE WITH THREADED SOCKET <b>BRIDE GALVANISEE AVEC MANCHON FILETE'</b> VERZINKTE FLANSCH MIT GEWINDESTUTZEN</p>	<p data-bbox="1238 1016 1342 1173">65 x 2" 80 x 3" 100 x 4" 125 x 5" 150 x 6" 200 x 8"</p>





TIPO  
TYPE  
TYPE  
TYP

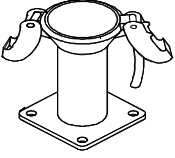
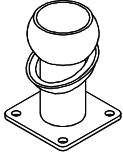
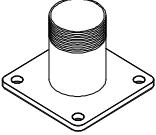
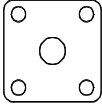
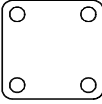
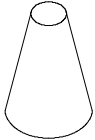
A

ART.	DESCRIZIONE DESCRIPTION DESCRIPTION BESCHREIBUNG	DIAMETRO DIAMETER DIAMETRE DURCHMESSER
 <p><b>A.104</b></p>	<p><b>CONTROSFERA ZINCATA CON CONO</b> GALVANIZED FEMALE COUPLING WITH REDUCING ADAPTER <b>RACCORD FEMELLE GALVANISE' AVEC CONE DE REDUCTION</b> VERZINKTE M-TEIL MIT REDUZIERSTUECKE</p>	<p>100 120 150 200</p>
 <p><b>A.105</b></p>	<p><b>SFERA ZINCATA CON CONO</b> GALVANIZED MALE COUPLING WITH REDUCING ADAPTER <b>RACCORD MALE GALVANISE' AVEC CONE DE REDUCTION</b> VERZINKTE V-TEIL MIT REDUZIERSTUECKE</p>	<p>100 120 150 200</p>
 <p><b>A.106</b></p>	<p><b>DIFFUSORE ZINCATO A VENTAGLIO</b> GALVANIZED STEEL DIFFUSOR <b>DIFFUSEUR EN ACIER GALVANISE'</b> VERZINKTE FAECHERFOERMIGER DIFFUSOR</p>	
 <p><b>A.107</b></p>	<p><b>CURVA ZINCATA A 90° CON CONO E CONTROSFERA</b> 90° GALVANIZED BEND WITH FEMALE COUPLING AND REDUCING ADAPTER <b>COUDE GALVANISE' A' 90° AVEC RACCORD FEMELLE ET CONE DE REDUCTION</b> VERZINKTE 90° BOGEN MIT M-TEIL UND REDUZIERSTUECKE</p>	<p>100 120 150 200</p>
 <p><b>A.108</b></p>	<p><b>CURVA ZINCATA A 90° CON CONO E SFERA</b> 90° GALVANIZED BEND WITH MALE COUPLING AND REDUCING ADAPTER <b>COUDE GALVANISE' A' 90° AVEC RACCORD MALE ET CONE DE REDUCTION</b> VERZINKTE 90° BOGEN MIT V-TEIL UND REDUZIERSTUECKE</p>	<p>100 120 150 200</p>
 <p><b>A.114</b></p>	<p><b>SFERA ZINCATA CON CONO A DOPPIO VENTAGLIO</b> GALVANIZED MALE COUPLING WITH DOUBLE DIFFUSOR <b>RACCORD MALE GALVANISE' AVEC DOUBLE DIFFUSEUR</b> VERZINKTE V-TEIL MIT DOPPLFAECHERKEGEL</p>	<p>150 200</p>



TIPO  
TYPE  
TYPE  
TYP

A

ART.	DESCRIZIONE DESCRIPTION DESCRIPTION BESCHREIBUNG	DIAMETRO DIAMETER DIAMETRE DURCHMESSER
 <b>A.115</b>	<b>FLANGIA QUADRA ZINCATA CON CONTROSFERA</b> GALVANIZED SQUARE FLANGE WITH FEMALE COUPLING <b>BRIDE CARREE GALVANISEE AVEC RACCORD FEMELLE</b> VERZINKTE QUADRAT FLANSCH MIT M-TEIL	150 200
 <b>A.116</b>	<b>FLANGIA QUADRA ZINCATA CON SFERA</b> GALVANIZED SQUARE FLANGE WITH MALE COUPLING <b>BRIDE CARREE GALVANISEE AVEC RACCORD MALE</b> VERZINKTE QUADRAT FLANSCH MIT V-TEIL	150 200
 <b>A.117</b>	<b>FLANGIA QUADRA ZINCATA CON TRONCHETTO FILETTATO</b> GALVANIZED SQUARE FLANGE WITH THREADED SOCKET <b>BRIDE CARREE GALVANISEE AVEC MANCHON FILETE'</b> VERZINKTE QUADRAT FLANSCH MIT GEWINDESTUTZEN	100 x 4" 120 x 5" 150 x 6" 200 x 8"
 <b>A.120</b>	<b>FLANGIA QUADRA GREZZA</b> BLACK STEEL WELD-ON SQUARE FLANGE <b>BRIDE CARREE EN ACIER NOIR</b> SCHWARZE QUADRAT FLANSCH	100 120 150 200
 <b>A.121</b>	<b>FLANGIA QUADRA GREZZA A TAPPO</b> BLACK STEEL WELD-ON SQUARE CLOSED FLANGE <b>BRIDE CARREE EN ACIER NOIR A BOUCHON</b> SCHWARZE QUADRAT FLANSCHSTOPFEN	100 120 150 200
 <b>A.122</b>	<b>CONO GREZZO PER BOTTI SPANDILQUAME</b> BLACK STEEL REDUCING ADAPTER FOR MANURE TANKS <b>CONE DE REDUCTION EN ACIER NOIR POUR TONNES A LISIER</b> SCHWARZE KEGEL FUR JAUCHSTREUER	100 x 50 120 x 50 150 x 60